



# TEMPO+

*and Accessories*

*Product Catalogue*



---

COCHLEAR IMPLANTS - WORLDWIDE

---

## WELCOME

---

**MED-EL is setting new standards in cochlear implant technology and enhancing quality of life for thousands of children and adults in over 60 countries worldwide.**

MED-EL is committed to enriching the lives of deaf and severely hearing impaired individuals by providing superior cochlear implant systems to candidates worldwide. This commitment is anchored in a tradition of technological innovation spanning over 25 years.

Innovations include developing the world's first Behind-The-Ear (BTE) speech processor (1991) and the world's first multi-channel, high-speed cochlear implant (1994). The COMBI 40+ Cochlear Implant System continues this tradition by combining the latest advancements in cochlear implant technology and the highest safety and reliability standards.

The results:

**outstanding performance for users**

*Dr. Ingeborg Hochmair  
CEO and Founder*



*COMBI 40+ Implant  
and  
TEMPO+ Speech Processor*



## QUALITY & RELIABILITY

---

**The COMBI 40+ Cochlear Implant is manufactured according to the highest quality standards in order to ensure long term reliability.**

All materials used in the implant have been rigorously tested for biocompatibility, durability and reliability. MED-EL maintains a quality management system that meets all ISO 9001 standards and EN 46001. The COMBI 40+ system also meets the requirements of AIMD 90/385/EEC and MDD 93/42/EEC.



## TEMPO+ Enhancing Quality of Life

The TEMPO+ Speech Processor is the externally worn part of the COMBI 40+ Cochlear Implant System. The BTE (behind-the-ear) device combines the latest technological advancements with a variety of features that allow users to configure their speech processor to meet their individual needs.

The unique combination of superior performance and unsurpassed comfort and flexibility has made the TEMPO+ the speech processor of choice among both child and adult users.



### GETTING TO KNOW THE TEMPO+

Additional  
**colours**  
available!

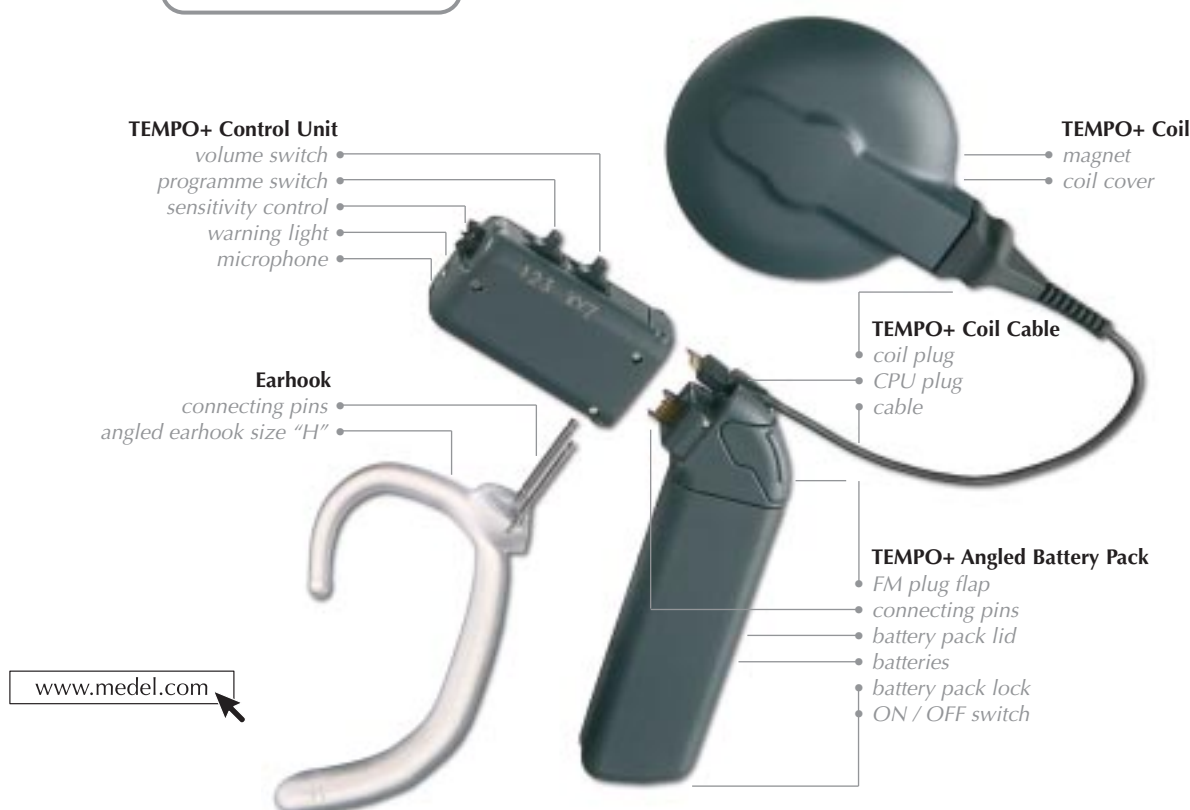
As the needs of cochlear implant users may vary considerably, the unique modular design of the TEMPO+ allows users to customise their system.

#### UNIQUE MODULAR DESIGN

- **Safety option** for kids
- **Wearing options** for teenagers
- **Compatibility** for adults

#### TEMPO+

with **Angled Battery Pack**  
in original size





# TEMPO+ PATIENT KIT

Additional  
**colours**  
available!

The **TEMPO+ Patient Kit** contains all components of the TEMPO+ System, and these are listed below. It comes in an attractive, practical briefcase (TEMPO+ Patient Kit Case) including a smaller pouch (TEMPO+ Patient Kit Pouch) for storage and transportation of items used on a daily basis.

To meet individual needs, **different variations** of the TEMPO+ Patient Kit can be ordered.

- 02308 TEMPO+ PATIENT KIT**  
Control Unit with small Sensitivity Control, anthracite
- 02819 TEMPO+ PATIENT KIT**  
Control Unit with large Sensitivity Control, anthracite
- 02820 TEMPO+ PATIENT KIT**  
Control Unit with small Sensitivity Control, beige
- 02821 TEMPO+ PATIENT KIT**  
Control Unit with large Sensitivity Control, beige



Additional  
**colours**  
available!

The TEMPO+ kit is available in two standard colours, anthracite and beige as well as **an additional range of colours** which can be specially ordered. Your local MED-EL office can advise on ordering information for these additional colours.

**All items marked with (\*) are supplied in your chosen colour.**

## The TEMPO+ Patient Kit contains\*\*

- TEMPO+ Patient Kit Case
- TEMPO+ Patient Kit Pouch
- TEMPO+ Control Unit\*  
with small or large Sensitivity Control
- Straight Battery Pack\*
- Angled Battery Pack\*
- Children's Battery Pack\*  
with 27cm cable
- COMT+ Coil
- TEMPO+ Coil Cable, 9.5cm
- Speech Processor Test Device
- Children's Earhook Fixation Nuts
- Screw-on Fixation Bar
- Screwdriver
- Spare Battery Pack
- Huggy
- Dino Clip monaural
- Magnet (11mm)
- Magnet (12 mm)
- Coil covers  
(brown, beige, anthracite, white)
- 3 zinc-air batteries
- TEMPO+ Multi Use Pouch
- Silicone Drying Kit
- TEMPO+ Clip
- TEMPO+ Earhooks types P, K, H, N, E and C
- TEMPO+ User Manual
- Adapter Cable TEMPO+ AudioMix

\*\* content may vary in different countries





## TEMPO+ CONTROL UNIT

The **TEMPO+ Control Unit** converts incoming acoustic signals from the microphone into coded electrical pulses. The programme switch, volume control, sensitivity control and LED are located on the control unit.

**The TEMPO+ Control Unit is available in the standard options:**

- **anthracite** with a small Sensitivity Control
- **anthracite** with a large Sensitivity Control
- **beige** with a small Sensitivity Control
- **beige** with a large Sensitivity Control

Additional  
**colours**  
available!

**01733 TEMPO+ Control Unit**  
small Sensitivity Control  
anthracite

**02822 TEMPO+ Control Unit**  
large Sensitivity Control  
anthracite



**02823 TEMPO+ Control Unit**  
small Sensitivity Control  
beige

**02824 TEMPO+ Control Unit**  
large Sensitivity Control  
beige

## COMT+ COIL

Additional  
**colours**  
available!

The **COMT+ Coil** transmits the stimulation data from the speech processor to the implant. It is compatible with the TEMPO+ and the CIS PRO+. Depending on the chosen colour stated when ordering the Patient Kit, a matching COMT+ Coil is supplied. It is available with standard and strong magnets.

### COMT+ Coil / low

*This coil is intended for use in-patients with very sensitive stimulation levels. This coil is denoted with the letter L (low).*

### COMT+ Coil / strong magnet

*The magnet in this coil is 4 mm thick. It is intended for patients who require a higher magnet strength. This coil is denoted with the letters SM (strong magnet).*

### COMT+ Coil / superstrong magnet

*The magnet in this coil is 8 mm thick. It is intended for patients who require a much higher magnet strength. The coil is denoted with the letters SSM (superstrong magnet).*

**01432 COMT+ Coil**  
anthracite

**02826 COMT+ Coil**  
beige

**01687 COMT+ Coil\***  
anthracite

**02893 COMT+ Coil\***  
beige

**02881 COMT+ Coil/strong magnet**  
anthracite

**02894 COMT+ Coil/strong magnet**  
beige

**03154 COMT+ Coil/superstrong magnet**  
anthracite

**03155 COMT+ Coil/superstrong magnet**  
beige

\* low rate of transmission



## TEMPO+ COIL CABLE

The coil cable connects the coil to the speech processor. It is available in anthracite or beige with a standard 9.5 cm length. 12 cm and 28 cm cables in anthracite or beige are available on request.

**01865 TEMPO+ Coil Cable**  
9.5 cm, anthracite

**01866 TEMPO+ Coil Cable**  
12 cm, anthracite

**01867 TEMPO+ Coil Cable**  
28 cm, anthracite

**01871 TEMPO+ Coil Cable**  
9.5 cm, beige

**01872 TEMPO+ Coil Cable**  
12 cm, beige

**01873 TEMPO+ Coil Cable**  
28 cm, beige



## COIL COVERS

**Coil covers** can be ordered in the standard colours: anthracite and beige. If you order a patient kit in an additional colour, the coil cover supplied will match. Additional colour coil covers can also be ordered separately. Contact your local MED-EL office for more details. The bottom part of the coil is only available in anthracite.

Additional  
**colours**  
available!

**01459 Coil Cover**  
anthracite

**01458 Coil Cover**  
beige

**01387 Coil Cover**  
white

**01457 Coil Cover**  
brown



## MAGNETS

COMT+ **Coil magnets** with a diameter of 11 mm and 12mm are used to keep the coil positioned on top of the implant. The larger the magnet's diameter, the stronger its magnetic force. To adjust the coil's magnetic strength to the user's individual needs, up to two additional magnets can be added. Usually, the magnet inside the coil measures 11 mm in diameter.

**01661 Magnet**  
11 mm

**01662 Magnet**  
12 mm



## TEMPO+ BATTERY PACKS

Additional  
**colours**  
available!

As people with cochlear implants have special needs, the **TEMPO+ Speech Processor** incorporates special features designed to help children, parents, adults and teachers best deal with the everyday concerns. It is compact in size, light weight (**only ~12 g with batteries!**) and with special features for safety and ease of use.

The **TEMPO+** can be connected to various types of battery packs:



**TEMPO+  
Straight Battery Pack**  
standard wearing option with  
an extended battery life of  
**3 to 5 days of use**



**TEMPO+  
Angled Battery Pack**  
extended battery life,  
connecting to FM Systems &  
external listening devices



**TEMPO+  
Children's Battery Pack**  
several safety features for secure  
usage with kids and toddlers  
and during sports

## STRAIGHT BATTERY PACK

The **Straight Battery Pack** is connected to the control unit by the earhook and is worn behind the ear.

Additional  
**colours**  
available!

**01862 Straight Battery Pack**  
anthracite

**02825 Straight Battery Pack**  
beige



## ANGLED BATTERY PACK

The **Angled Battery Pack** is worn at ear-level. It can be connected to assistive listening devices such as FM systems.

Additional  
**colours**  
available!

**02148 Angled Battery Pack**  
anthracite

**02827 Angled Battery Pack**  
beige



## CHILDREN'S BATTERY PACK

The **Children's Battery Pack** is worn separately from the control unit. This allows the control unit to be worn on the ear while the battery pack is worn elsewhere on the body. The **Children's Battery Pack**, available in anthracite or beige, is connected to the control unit by means of a cable, which is available in 27 cm (standard) length and in a special length of 12 cm (to be ordered separately).

The **Children's Battery Pack** is always delivered with a locking battery lever, which can only be opened with a pointed object, e.g. a ballpoint pen.

Additional  
**colours**  
available!

**02421 Children's Battery Pack**  
27 cm cable, anthracite

**02828 Children's Battery Pack**  
27 cm cable, beige

**02157 Children's Battery Pack**  
12 cm cable, anthracite



## HEARING AID BATTERIES

Three **type 675 zinc-air** hearing aid batteries power the TEMPO+. We supply RAYOVAC Premium batteries, which last 3-5 days of use on average. If batteries other than the recommended type are used, disruptions in power supply and reductions in battery life may occur.

**02910 RAYOVAC zinc-air**



for illustration only

## BATTERY PACK LID

Additional  
**colours**  
available!

The **battery pack lid** covers the battery pack. It fits the Straight, the Angled and the Children's Battery Packs.

**01890 Spare Battery Pack Lid**  
anthracite

**02829 Spare Battery Pack Lid**  
beige



## DINO CLIPS

These fun and colourful clips were developed to prevent accidental loss of the speech processor. A safety strap is fastened to the earhook of the TEMPO+, and the clip is attached to clothing. For bilateral patients, binaural dinoclips with two straps are available on request

**02293 Dino Clip Bronto**, monaural

**02289 Dino Clip Steg**, monaural

**02291 Dino Clip Trixie**, monaural

**02295 Dino Clip Rex**, monaural

**02294 Dino Clip Bronto**, binaural

**02290 Dino Clip Steg**, binaural

**02292 Dino Clip Trixie**, binaural

**02296 Dino Clip Rex**, binaural



## FIXATION CLIP for the Children's Battery Pack

This plastic clip is used to fasten the Children's Battery Pack onto a child's clothing, hairband, etc. to prevent accidental loss. The clip is screwed into metal inserts on the battery pack using two small screws.

**03108 Fixation Clip**  
for the Children's  
Battery Pack



## SCREW-ON FIXATION BAR for the Children's Battery Pack

This bar is used to fasten the Children's Battery Pack onto a child's clothing, hairband, etc. to prevent accidental loss. The fixation bar is screwed into metal inserts on the battery pack and is used together with a safety pin.

**02558 Screw-on Fixation bar**  
for the Children's  
Battery Pack





## EARHOOKS

A variety of earhooks are available for the TEMPO+. For wearing comfort and optimal microphone orientation, the matching earhook should be used.

The table below shows all types according to their size and battery pack compatibility. Please note that earhooks for the Straight Battery Pack fit the Children's Battery Pack but not the Angled Battery Pack.

Type	For use with battery pack:	Size
E*	Straight / Children's / long pins	Small
K	Straight	Medium
P	Straight	Large
C*	Angled / Children's / long pins	Small
H	Angled	Medium
N	Angled	Large

For small children we recommend **locking the earhook** so that it cannot be pulled out. For this purpose, "lockable" earhooks with long pins are available. These earhooks feature threaded pin endings that protrude from the top of the speech processor. Use nuts (02423) to fasten earhook.

The earhooks are available for the straight version (type E, long pins, size Small) and for the angled version (type C, long pins, size Small).

**02101 TEMPO+ Earhook Type K**  
medium straight

**02102 TEMPO+ Earhook Type P**  
large straight

**02424 TEMPO+ Earhook Type E**  
children straight long pins

**02330 TEMPO+ Earhook Type C**  
small/angled/short pins\*

**02329 TEMPO+ Earhook Type N**  
large angled

**02328 TEMPO+ Earhook Type H**  
medium angled

**02425 TEMPO+ Earhook Type C**  
children angled long pins

**02327 TEMPO+ Earhook Type E**  
small/straight/short pins\*

### \*On request only:

Earhooks type E and C are also available with short pins that cannot be locked



### Customizing earhooks

When necessary, earhooks can be adjusted using a hot air blower. Your hearing aid acoustician or optician will be happy to assist you.



## CHILDREN'S EARHOOK FIXATION NUTS

Two small nuts are used to lock the lockable earhook into place.

**02423 Children's Earhook Fixation Nuts**



## HUGGY

---

The **Huggy** can be used to secure the TEMPO+ to the user's ear. It consists of one large and two smaller silicone rings, of which the smaller ones are slid round the processor while the large one is put round the ear. The Huggy is an alternative means to secure the TEMPO+ to the ear. It is primarily used for children. The Huggy must be used in conjunction with the TEMPO+ Connector (Art. no. 02468).

02547 Huggy



## SCREWDRIVER

---

A **screwdriver**, which can be used to attach the Children's Earhook Fixation Nuts, is available.

02532 Screwdriver



## TEMPO+ CONNECTOR

---

The connector is used instead of the earhook to fix the battery pack to the control unit of the TEMPO+.

02468 TEMPO+ Connector



## TEMPO+ CONNECTOR with long pins

---

A connector with long pins, which is lockable with fixation nuts, is available.

02469 TEMPO+ Connector  
with long pins



## SPEECH PROCESSOR TEST DEVICE

---

The **Speech Processor Test Device** for the TEMPO+ checks the proper functioning of the external parts of the implant system. It is equipped with an LED that indicates whether the speech processor and the coil send valid data to the implant. The anthracite test device is for the Implant C40+ and the blue test device is for the Implant C40.

**02209 TEMPO+  
Speech Processor Test Device  
anthracite**

**01471 TEMPO+  
Speech Processor Test Device  
blue**



## TEMPO+ PATIENT KIT CASE

---

The **TEMPO+ Patient Kit Case** is a briefcase that holds all components of the TEMPO+ Patient Kit.

**02198 TEMPO+  
Patient Kit Case**



## TEMPO+ PATIENT KIT POUCH

---

The **TEMPO+ Patient Kit Pouch** is used for storage and transportation of TEMPO+ items used on a daily basis.

**02199 TEMPO+  
Patient Kit Pouch**



## TELEMIC manufactured by Bruckhoff

---

The **TeleMic** is a compact, versatile accessory for COMBI40+ cochlear implant users. It combines both an external microphone and an inductive telecoil. The TeleMic can be used with telephones and also in places where an inductive loop system is installed, such as public places, cinemas, etc.

**02914 TeleMic System**



## AUDIO ADAPTER CABLES FOR THE TEMPO+

When used with the Angled or the Remote Battery Pack, the TEMPO+ can be connected to external audio devices. The cables in this product catalogue are compatible with the TEMPO+.

The **T+AudioMix cable** allows mixing of the signal from the TEMPO+ and the connected accessory. It can be used for any battery operated audio device with a 3.5 mm output jack for stereo headphones. It allows connection to battery operated devices such as Walkman, Discman, to the Sennheiser Microport 2013 PLL/9D FM system and to the Sennheiser Infraport Infra-Red System.

The **T+AudioExt** also allows connection to battery operated devices such as Walkman, Discman, to the Sennheiser Microport 2013 PLL/9D FM system and to the Sennheiser Infraport Infra-Red System with the signal taken only from the external accessory. It can be used for any battery operated audio device with a 3.5 mm output jack for stereo headphones.

The **TEMPO+ EuroMix cable** allows mixing of the signals from the TEMPO+ and the connected accessory. It has three pins and allows connection to the Phonak Micro Vox H33 COM FM system and to the Phonic Ear Solaris FM system.

The **TEMPO+ ConnevensMix cable** allows mixing of the signals from the TEMPO+ and the connected accessory. It has two pins and allows connection to the Connevens FM system CRM-220.

The **TEMPO+ AudioBiMix cable** is for bilaterally implanted users, it allows mixing of an input of two speech processors and connection to the Sennheiser Microport 2013 PLL/9D FM system. It can also be connected to any battery operated audio device with a 3.5 mm output jack for stereo headphones.

The **TEMPO+ EuroBiMix cable** is for bilaterally implanted users, it allows mixing of an input of two speech processors and connection to the Phonak MicroVox H33 COM FM System and the Phonic Ear Solaris FM System.

**02377 Adapter Cable T+ AudioMix**  
(yellow) for Walkman, Discman, Sennheiser Microport 2013 PLL/9D and Infrared

**02378 TEMPO+ AudioExt** (red)

**02379 TEMPO+ EuroMix**  
(3 pins) for Phonak Microvox H33 and Phonic Ear Solaris

**02381 TEMPO+ ConnevensMix**  
(2 pins) for Connevens CRM-220

**02383 TEMPO+ AudioBiMix**

**02707 TEMPO+EuroBiMix**





## CHILDREN'S KIT

---

The **Children's Kit** is designed to be fun as well as instructional. It contains MED-EL's mascot "Meddy", a backpack, various puppets, two puzzles, a colouring book, a baseball cap, a toy mobile phone and a toy duck that quacks. These items can be used before implantation to help prepare children for implantation as well as afterwards during speech therapy and fitting sessions.

02526 *Children's Kit*



## MEDDY

---

**Meddy** is MED-EL's mascot, a 45 cm tall, cuddly bunny that is sure to become a favourite toy!

02608 *Meddy Bunny*



## DRYING KIT manufactured by CEDIS

---

The TEMPO+ should always be kept dry when not worn. The **CEDIS Drying Kit** was developed specially for the cleaning and care of in-the-ear hearing aids and is ideal for storing the TEMPO+. It contains a tissue dispenser with 25 tissues, four drying capsules and a drying beaker.

02111 *Silicone Drying Kit*



## TEMPO+ STICKERS

---

The stickers provide users a quick, easy and fun way to vary the appearance of the TEMPO+. The stickers are offered in 36 different designs and can be easily removed, thus allowing users to change the stickers as often as they wish.

MKT8080 *TEMPO+ stickers*




# TEMPO+ USER MANUAL

This manual contains all the information required to use the MED-EL COMBI 40+ Cochlear Implant System with the TEMPO+ Speech Processor. Additional languages may be available. Please check with your local MED-EL office.

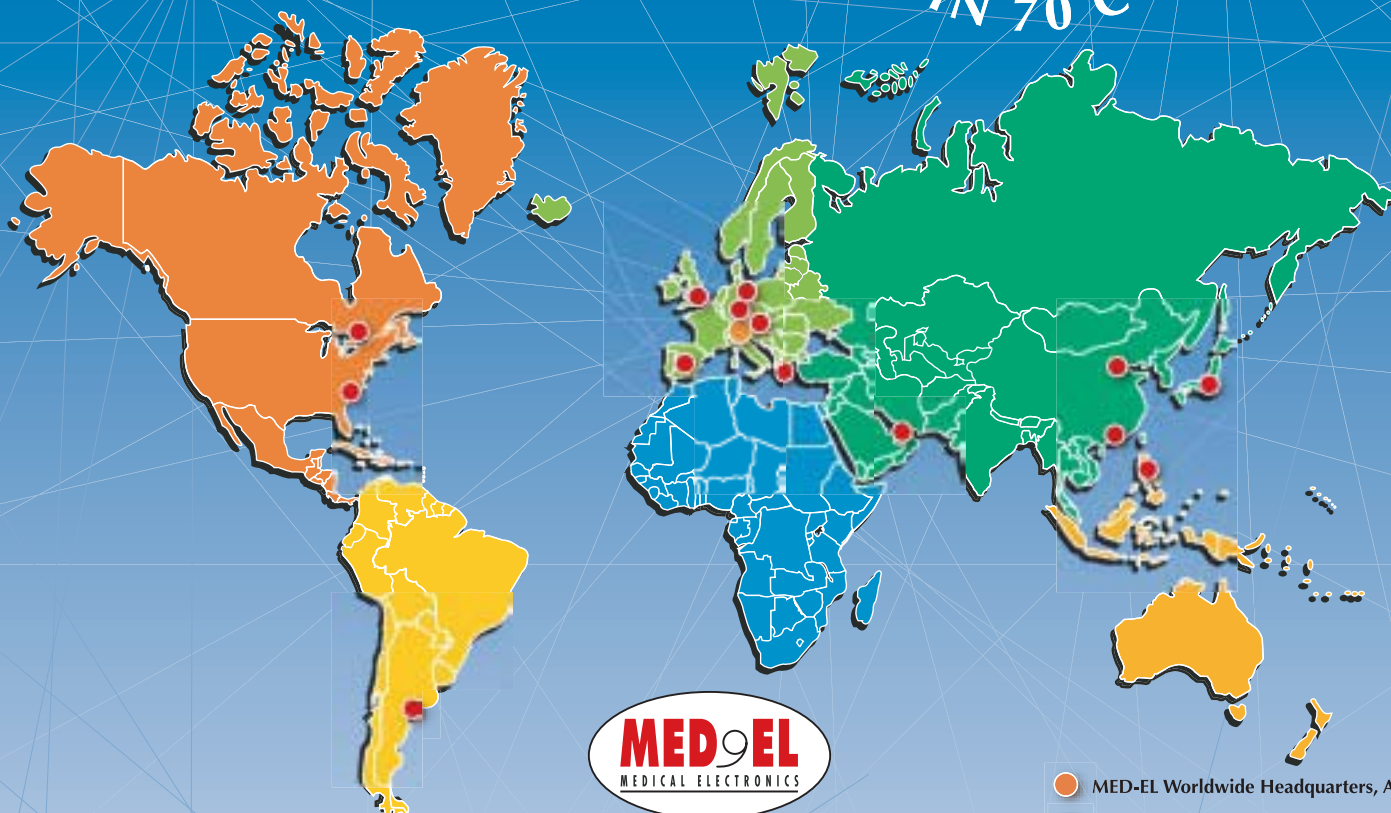
Nr	Language
01926	German
02005	US English
02136	International English
02420	French
02465	Swedish
02522	Chinese
02523	Spanish
02556	Italian
02566	Bulgarian
02713	Korean
02763	Farsi/Iran
02784	Greek
02797	Dutch
02859	Hungarian
02864	Polish
02874	Urdu/Pakistan
02896	Turkish
02916	Russian
02917	Norwegian
02932	Slovak





# WORLDWIDE SERVICE

• IN 70 COUNTRIES •



- MED-EL Worldwide Headquarters, Austria
- MED-EL Offices Worldwide

## MED-EL Elektromedizinische Geräte GmbH Worldwide Headquarters

Fürstenweg 77a, A-6020 Innsbruck, Austria  
Tel: +43-512-28 88 89, Fax: +43-512-29 33 81

[www.medel.com](http://www.medel.com)

### MED-EL Deutschland GmbH

Münchner Straße 15b / 1. OG  
D-82319 Starnberg, Germany  
Tel: +49-8151-7703-0  
Fax: +49-8151-7703-23

### MED-EL Niederlassung Berlin

Schloßstraße 57, D-14059 Berlin, Germany  
Tel: +49-30-38 3779-50  
Fax: +49-30-38 3779-55

### MED-EL Niederlassung Wien

Währinger Str. 3/1/9  
A-1090 Vienna, Austria  
Tel: +43-1-317-24 00  
Fax: +43-1-317-24 00-14

### MED-EL UK Ltd.

Bridge Mills, Huddersfield Road  
Holmfirth HD9 3TW, UK  
Tel: +44-1484-68 62 23  
Fax: +44-1484-68 60 56

### MED-EL Hellas

145, Karamanli Str., 54249 Thessaloniki, Greece  
Tel: +30-2310-330 220  
Fax: +30-2310-330 220

### MED-EL GmbH Sucursal en España

Ronda de Poniente 16 ala derecha,  
Bajo L - Tres Cantos, E-28760 Madrid, Spain  
Tel: +34-91-804 15 27, Fax: +34-91-804 43 48

### MED-EL Corporation

2222 Hwy 54 East, Building B  
Durham, NC 27713, USA  
Tel: +1-919-572-22 22,  
Toll free: +1-888-633-3524, Fax: +1-919-484-92 29

### MED-EL Canada

31 Braemar Avenue, Toronto  
Ontario, Canada, M5P2L1  
Tel: +1-416-440-1892,  
Toll free: +1-888-633-3524  
Fax: +1-416-440-2863

### MED-EL Latinoamérica SRL

Viamonte 2146 P 9,  
(C1056ABH) Capital Federal, Argentina  
Tel: +54-11-49 54 04 04, Fax: +54-11-49 54 04 04

### MED-EL China

KangXin Building 630-632, FuXing Road 28, Hai  
Dian District, Beijing, China 100853.  
Tel: +86-10-68295036, Fax: +86-10-68295364

### MED-EL Asia Pacific

Suite 1501 Richville Corporate Tower  
Industry Road, Madrigal Business Park  
Ayala Alabang, 1702 Muntinlupa City,  
Metro Manila - Philippines  
Tel: +63-2-807-8780  
Fax: +63-2-807-4163

### MED-EL Japan Co. Ltd.

7F TIK Bldg., 3-2-3 Hongo  
Bunkyo-ku, Tokyo, 113-0033 Japan  
Tel: +81-3-5842 85 80  
Fax: +81-3-5842 85 82

### MED-EL Middle East FZE

Dubai Airport Free Zone  
P.O. Box 54320, 54321  
Dubai, United Arab Emirates  
Tel: +971-4-299 4700  
Fax: +971-4-299 4255

### MED-EL Hong Kong Office

International Trade Center, Rm. 1106/7  
11-19 Sha Tsui Road, Tsuen Wan  
N.T. Hong Kong  
Tel: +852-26 11 92 78  
Fax: +852-24 37 98 83